Restricted to: General Release

USED ON

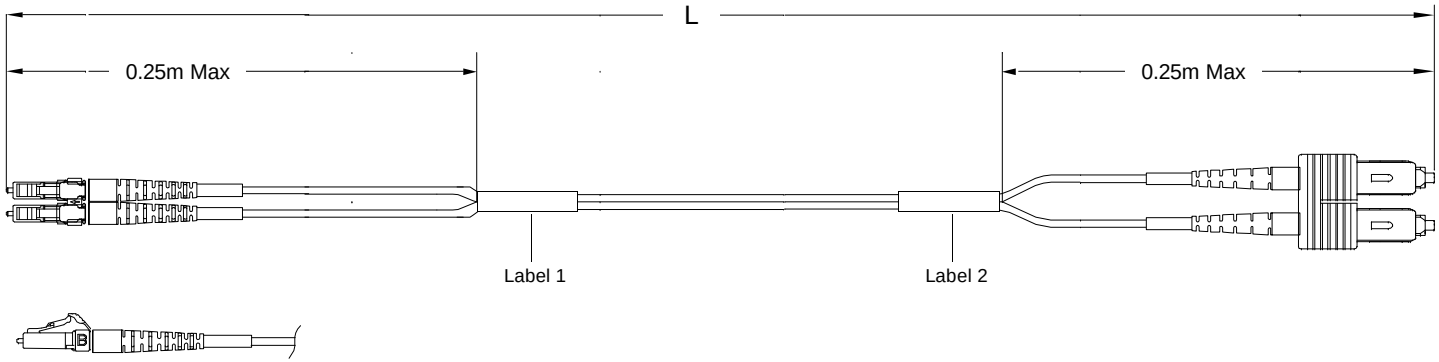

Left Side

Connector(s): LC-Duplex Secure
Mode: MM
Housing Color: Aqua
Geom. Spec: N/A

Fiber Path

A - ——— - B
B - ——— - A

Right Side

Connector(s): SC-Duplex
Mode: MM
Housing Color: Beige
Geom. Spec: N/A

Notes:

1. Product and Processing must meet requirements of Tyco Electronics Standard 230-702
2. Includes dust caps (not shown on print).
3. IL tested at 1300nm.
4. Label 2 will not be present on any cable assembly less than 5 meters long.

P	LTR	REVISION RECORD	DATE	DWN	APVD
	A	Rev Per EC# RELEASE	1/30/2007	-	QN

DIMENSIONS: meters

TOLERANCES UNLESS OTHERWISE SPECIFIED:
0 PLC ± -
1 PLC ± -
2 PLC ± -
3 PLC ± -
4 PLC ± -

Customer Print

DWN: Cable Assy Configurator
CHK: Quick-Ship NetConnect
APVD: Quick-Ship NetConnect
MATERIAL: -
HEAT TREAT: -
AMP Tyco Electronics, Inc. Harrisburg, PA 17105-3608
NAME: FO C/A - 2 fiber, 62.5/125, OFNR (Riser) jacket, LC-Duplex Secure to SC-Duplex
SCALE: NTS
SIZE: A2
DRAWING NO: C- 1906039
SHEET: 1 of 4
REV: A

LOC: CE
DIST: 16

CAC Customer Layout Rev: D

THIS DRAWING IS A CONTROLLED DOCUMENT
DWG NO 1906039

THIS INFORMATION IS CONFIDENTIAL AND PROPRIETARY TO TYCO ELECTRONICS CORPORATION AND ITS WORLDWIDE SUBSIDIARIES AND AFFILIATES. IT MAY NOT BE DISCLOSED TO ANY OTHER PERSONS OR TYCO ELECTRONICS PERSONNEL, WITHOUT WRITTEN AUTHORIZATION FROM TYCO ELECTRONICS CORPORATION, HARRISBURG, PENNSYLVANIA USA.

Restricted to: General Release

USED ON

Part #	L (meters)	L (feet)	LC-Duplex Secure, Aqua IL (dB)	LC-Duplex Secure, Aqua RL (dB)	SC-Duplex, Beige IL (dB)	SC-Duplex, Beige RL (dB)
0-1906039-1	0.950 - 1.050	3.11 - 3.44	0.5	-	0.5	-
0-1906039-2	1.950 - 2.050	6.39 - 6.72	0.5	-	0.5	-
0-1906039-3	2.950 - 3.050	9.67 - 10.00	0.5	-	0.5	-
0-1906039-4	3.920 - 4.080	12.86 - 13.38	0.51	-	0.51	-
0-1906039-5	4.920 - 5.080	16.14 - 16.66	0.51	-	0.51	-
0-1906039-6	5.920 - 6.080	19.42 - 19.94	0.51	-	0.51	-
0-1906039-7	6.920 - 7.080	22.70 - 23.22	0.51	-	0.51	-
0-1906039-8	7.920 - 8.080	25.98 - 26.50	0.51	-	0.51	-
0-1906039-9	8.850 - 9.150	29.03 - 30.01	0.51	-	0.51	-
1-1906039-0	9.850 - 10.150	32.31 - 33.30	0.52	-	0.52	-
1-1906039-1	10.850 - 11.150	35.59 - 36.58	0.52	-	0.52	-
1-1906039-2	11.850 - 12.150	38.87 - 39.86	0.52	-	0.52	-
1-1906039-3	12.850 - 13.150	42.15 - 43.14	0.52	-	0.52	-
1-1906039-4	13.850 - 14.150	45.43 - 46.42	0.52	-	0.52	-
1-1906039-5	14.850 - 15.150	48.72 - 49.70	0.52	-	0.52	-
1-1906039-6	15.840 - 16.160	51.96 - 53.01	0.52	-	0.52	-
1-1906039-7	16.830 - 17.170	55.21 - 56.33	0.53	-	0.53	-
1-1906039-8	17.820 - 18.180	58.46 - 59.64	0.53	-	0.53	-
1-1906039-9	18.810 - 19.190	61.71 - 62.95	0.53	-	0.53	-
2-1906039-0	19.800 - 20.200	64.96 - 66.27	0.53	-	0.53	-
2-1906039-1	20.790 - 21.210	68.20 - 69.58	0.53	-	0.53	-
2-1906039-2	21.780 - 22.220	71.45 - 72.90	0.53	-	0.53	-
2-1906039-3	22.770 - 23.230	74.70 - 76.21	0.53	-	0.53	-
2-1906039-4	23.760 - 24.240	77.95 - 79.52	0.54	-	0.54	-
2-1906039-5	24.750 - 25.250	81.20 - 82.84	0.54	-	0.54	-
2-1906039-6	25.740 - 26.260	84.44 - 86.15	0.54	-	0.54	-
2-1906039-7	26.730 - 27.270	87.69 - 89.46	0.54	-	0.54	-
2-1906039-8	27.720 - 28.280	90.94 - 92.78	0.54	-	0.54	-
2-1906039-9	28.710 - 29.290	94.19 - 96.09	0.54	-	0.54	-
3-1906039-0	29.700 - 30.300	97.44 - 99.40	0.55	-	0.55	-
3-1906039-1	30.690 - 31.310	100.68 - 102.72	0.55	-	0.55	-
3-1906039-2	31.680 - 32.320	103.93 - 106.03	0.55	-	0.55	-
3-1906039-3	32.670 - 33.330	107.18 - 109.35	0.55	-	0.55	-
3-1906039-4	33.660 - 34.340	110.43 - 112.66	0.55	-	0.55	-
3-1906039-5	34.650 - 35.350	113.68 - 115.97	0.55	-	0.55	-
3-1906039-6	35.640 - 36.360	116.92 - 119.29	0.55	-	0.55	-
3-1906039-7	36.630 - 37.370	120.17 - 122.60	0.56	-	0.56	-
3-1906039-8	37.620 - 38.380	123.42 - 125.91	0.56	-	0.56	-
3-1906039-9	38.610 - 39.390	126.67 - 129.23	0.56	-	0.56	-
4-1906039-0	39.600 - 40.400	129.92 - 132.54	0.56	-	0.56	-
4-1906039-1	40.590 - 41.410	133.16 - 135.85	0.56	-	0.56	-
4-1906039-2	41.580 - 42.420	136.41 - 139.17	0.56	-	0.56	-

Qty	U of M	Description	Item No.
2	piece	Trace Label	10
2	piece	CONN SUBASSY, MM, SC 1.6MM	9
4	piece	Eyelet/Shrink tube assembly - White	8
2	piece	SC Duplex Clip	7
AR	meter	2 fiber, 62.5/125, 2.0mm, Twinzip, Orange, OFNR (Riser)	6
2	piece	2.5mm ferrule cover	5
2	piece	SC Simplex Housing, Beige	4
2	piece	LC Connector Assy, 1.6mm-2.0mm, MM	3
1	piece	LC Duplex clip, black	2
4	piece	LC, SC, FC Straight Boot, Beige	1

P	LTR	REVISION RECORD	DATE	DWN	APVD
	A	Rev Per EC# RELEASE	1/30/2007	-	QN

DIMENSIONS: meters

TOLERANCES UNLESS OTHERWISE SPECIFIED:
0 PLC ± -
1 PLC ± -
2 PLC ± -
3 PLC ± -
4 PLC ± -

Customer Print

DWN: Cable Assy Configurator
CHK: Quick-Ship NetConnect
APVD: Quick-Ship NetConnect
MATERIAL: -
HEAT TREAT: -
AMP Tyco Electronics, Inc. Harrisburg, PA 17105-3608
NAME: FO C/A - 2 fiber, 62.5/125, OFNR (Riser) jacket, LC-Duplex Secure to SC-Duplex
SCALE: NTS
SIZE: A2
DRAWING NO: C- 1906039
SHEET: 2 of 4
REV: A

LOC CE
DIST 16

CAC Customer Layout Rev: D

THIS DRAWING IS A CONTROLLED DOCUMENT.
DWG NO

THIS INFORMATION IS CONFIDENTIAL AND PROPRIETARY TO TYCO ELECTRONICS CORPORATION AND ITS WORLDWIDE SUBSIDIARIES AND AFFILIATES. IT MAY BE DISCLOSED TO OTHERS ONLY WITH TYCO ELECTRONICS PERSONNEL WITHOUT WRITTEN AUTHORIZATION FROM TYCO ELECTRONICS CORPORATION, HARRISBURG, PENNSYLVANIA USA.

Restricted to: General Release

Part #	L (meters)	L (feet)	LC-Duplex Secure, Aqua IL (dB)	LC-Duplex Secure, Aqua RL (dB)	SC-Duplex, Beige IL (dB)	SC-Duplex, Beige RL (dB)
4-1906039-3	42.570 - 43.430	139.66 - 142.48	0.56	-	0.56	-
4-1906039-4	43.560 - 44.440	142.91 - 145.80	0.57	-	0.57	-
4-1906039-5	44.550 - 45.450	146.16 - 149.11	0.57	-	0.57	-
4-1906039-6	45.540 - 46.460	149.40 - 152.42	0.57	-	0.57	-
4-1906039-7	46.530 - 47.470	152.65 - 155.74	0.57	-	0.57	-
4-1906039-8	47.520 - 48.480	155.90 - 159.05	0.57	-	0.57	-
4-1906039-9	48.510 - 49.490	159.15 - 162.36	0.57	-	0.57	-
5-1906039-0	49.500 - 50.500	162.40 - 165.68	0.58	-	0.58	-
5-1906039-1	50.490 - 51.510	165.64 - 168.99	0.58	-	0.58	-
5-1906039-2	51.480 - 52.520	168.89 - 172.30	0.58	-	0.58	-
5-1906039-3	52.470 - 53.530	172.14 - 175.62	0.58	-	0.58	-
5-1906039-4	53.460 - 54.540	175.39 - 178.93	0.58	-	0.58	-
5-1906039-5	54.450 - 55.550	178.64 - 182.25	0.58	-	0.58	-
5-1906039-6	55.440 - 56.560	181.88 - 185.56	0.58	-	0.58	-
5-1906039-7	56.430 - 57.570	185.13 - 188.87	0.59	-	0.59	-
5-1906039-8	57.420 - 58.580	188.38 - 192.19	0.59	-	0.59	-
5-1906039-9	58.410 - 59.590	191.63 - 195.50	0.59	-	0.59	-
6-1906039-0	59.400 - 60.600	194.88 - 198.81	0.59	-	0.59	-
6-1906039-1	60.390 - 61.610	198.12 - 202.13	0.59	-	0.59	-
6-1906039-2	61.380 - 62.620	201.37 - 205.44	0.59	-	0.59	-
6-1906039-3	62.370 - 63.630	204.62 - 208.75	0.59	-	0.59	-
6-1906039-4	63.360 - 64.640	207.87 - 212.07	0.6	-	0.6	-
6-1906039-5	64.350 - 65.650	211.12 - 215.38	0.6	-	0.6	-
6-1906039-6	65.340 - 66.660	214.37 - 218.70	0.6	-	0.6	-
6-1906039-7	66.330 - 67.670	217.61 - 222.01	0.6	-	0.6	-
6-1906039-8	67.320 - 68.680	220.86 - 225.32	0.6	-	0.6	-
6-1906039-9	68.310 - 69.690	224.11 - 228.64	0.6	-	0.6	-
7-1906039-0	69.300 - 70.700	227.36 - 231.95	0.61	-	0.61	-
7-1906039-1	70.290 - 71.710	230.61 - 235.26	0.61	-	0.61	-
7-1906039-2	71.280 - 72.720	233.85 - 238.58	0.61	-	0.61	-
7-1906039-3	72.270 - 73.730	237.10 - 241.89	0.61	-	0.61	-
7-1906039-4	73.260 - 74.740	240.35 - 245.20	0.61	-	0.61	-
7-1906039-5	74.250 - 75.750	243.60 - 248.52	0.61	-	0.61	-
7-1906039-6	75.240 - 76.760	246.85 - 251.83	0.61	-	0.61	-
7-1906039-7	76.230 - 77.770	250.09 - 255.15	0.62	-	0.62	-
7-1906039-8	77.220 - 78.780	253.34 - 258.46	0.62	-	0.62	-
7-1906039-9	78.210 - 79.790	256.59 - 261.77	0.62	-	0.62	-
8-1906039-0	79.200 - 80.800	259.84 - 265.09	0.62	-	0.62	-

USED ON

DWG NO

THIS DRAWING IS A CONTROLLED DOCUMENT.

THIS INFORMATION IS CONFIDENTIAL AND PROPRIETARY TO TYCO ELECTRONICS CORPORATION AND ITS WORLDWIDE SUBSIDIARIES AND AFFILIATES. IT MAY NOT BE DISCLOSED TO ANY OTHERS THAN TYCO ELECTRONICS PERSONNEL, WITHOUT WRITTEN AUTHORIZATION FROM TYCO ELECTRONICS CORPORATION, HARRISBURG, PENNSYLVANIA USA.

LOC CE

DIST 16

CAC Customer Layout Rev: D

P	LTR	REVISION RECORD	DATE	DWN	APVD
	A	Rev Per EC# RELEASE	1/30/2007	-	QN

DIMENSIONS: meters

TOLERANCES UNLESS OTHERWISE SPECIFIED:
0 PLC ± -
1 PLC ± -
2 PLC ± -
3 PLC ± -
4 PLC ± -

Customer Print

DWN: Cable Assy Configurator
CHK: Quick-Ship NetConnect
APVD: Quick-Ship NetConnect
MATERIAL: -
HEAT TREAT: -

AMP Tyco Electronics, Inc. Harrisburg, PA 17105-3608

NAME: FO C/A - 2 fiber, 62.5/125, OFNR (Riser) jacket, LC-Duplex Secure to SC-Duplex

SCALE: NTS | SIZE: A2 | DRAWING NO: C- 1906039 | SHEET: 3 of 4 | REV: A

Restricted to: General Release

USED ON

Label 1 Per specification 107-1645-1

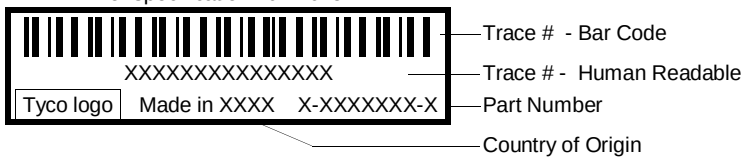

This label is used on all lengths on this drawing.

Label 2 Per specification 107-1645-1

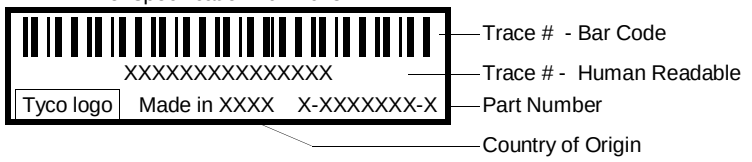

This label is used on all lengths on this drawing.

DWG NO

THIS DRAWING IS A CONTROLLED DOCUMENT.

THIS INFORMATION IS CONFIDENTIAL AND PROPRIETARY TO TYCO ELECTRONICS CORPORATION AND ITS WORLDWIDE SUBSIDIARIES AND AFFILIATES. IT MAY NOT BE DISCLOSED TO ANYONE OTHER THAN TYCO ELECTRONICS PERSONNEL, WITHOUT WRITTEN AUTHORIZATION FROM TYCO ELECTRONICS CORPORATION, HARRISBURG, PENNSYLVANIA USA.

LOC	DIST
CE	16

P	LTR	REVISION RECORD	DATE	DWN	APVD
	A	Rev Per EC# RELEASE	1/30/2007	-	QN

DIMENSIONS: meters

TOLERANCES UNLESS OTHERWISE SPECIFIED:
0 PLC ± -
1 PLC ± -
2 PLC ± -
3 PLC ± -
4 PLC ± -

Customer Print

DWN Cable Assy Configurator	MATERIAL -	HEAT TREAT -	
CHK Quick-Ship NetConnect	AMP Tyco Electronics, Inc. Harrisburg, PA 17105-3608		
APVD Quick-Ship NetConnect			
NAME FO C/A - 2 fiber, 62.5/125, OFNR (Riser) jacket, LC-Duplex Secure to SC-Duplex			
SCALE NTS	SIZE A2	DRAWING NO C- 1906039	SHEET 4 of 4	REV A

CAC Customer Layout Rev: D