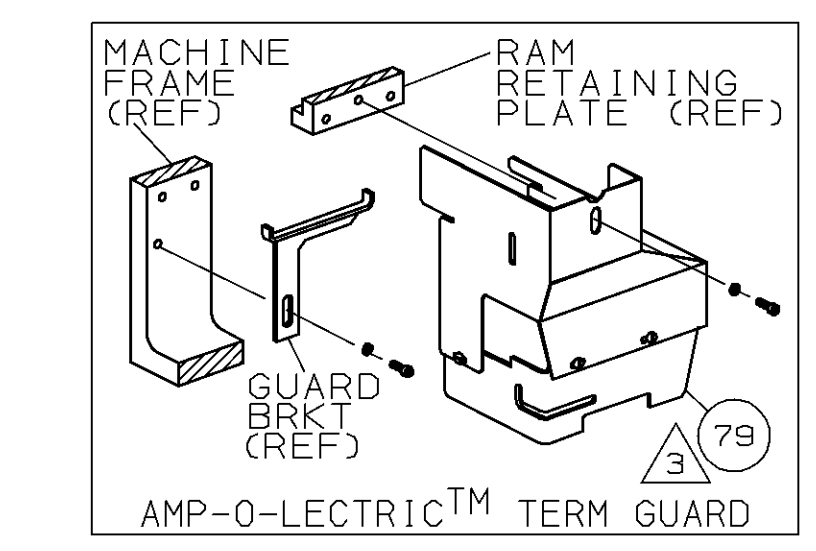
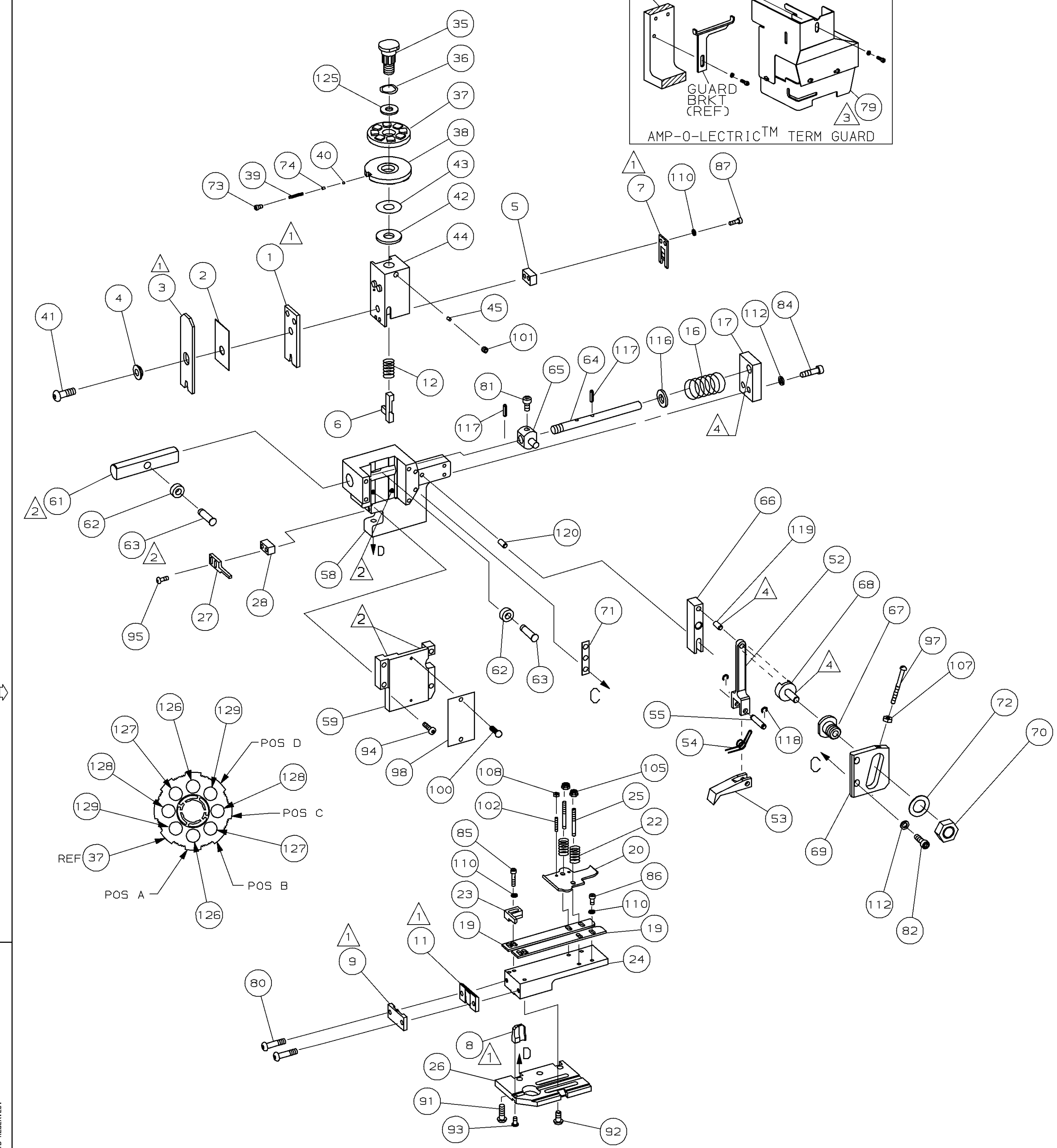
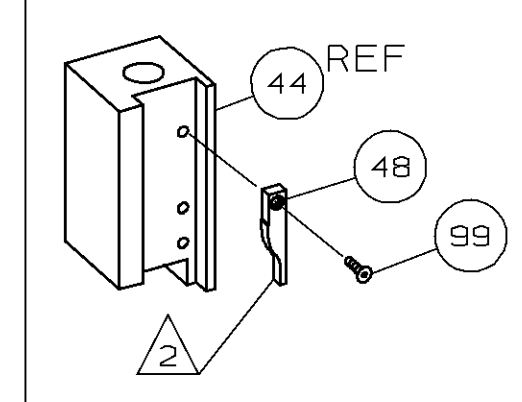


PART NUMBER	REV	FIRST USED
466010-1	G	565435-5



POST-FEED 1 1/8 STROKE



K TERMINATOR BENCH MACHINE

- 1 RECOMMENDED SPARE PARTS.
- 2 GREASE LIGHTLY.
- 3 GUARD MUST BE IN PLACE WHEN OPERATING APPLICATOR IN A BENCH MACHINE.
- 4 LUBRICATE DAILY USING NO. 20 MACHINE OIL.
- 5. ITEMS WITH QTY OF REF SPECIFIED (EXCEPT ITEM 79) ARE USED ON ITEM 32.

TERMINAL NAME: FASTON™ (AMPLIVAR)™						
CRIMP DATA (AMP TERMINAL)						
PAD LTR	CRIMP HEIGHT	WIRE SIZE				
A	.063 ±.002 [1.60 ±0.05mm]	16 MAG				
B	.056 ±.002 [1.42 ±0.05mm]	18 MAG				
C	.054 ±.002 [1.37 ±0.05mm]	19 MAG				
D	.052 ±.002 [1.32 ±0.05mm]	20 MAG				
CRIMP	SIZE	TYPE	RANGE			
WIRE	.090 [2.29mm]	F	20-16 MAG			
INSUL	.155 [3.94mm]	F	.100-.140			
WIRE STRIP LENGTH	TERM APPL SPEC	FEED	APPL INSTRUCTION	SET UP GAGE	LAYOUT	
.195-.225	114-2144	.758	408-8039	458638-1	685	

QTY	REF	U/M	DWG SIZE	PART NO	DESCRIPTION	ITEM NO
2	-	C		1-354779-8	PIN, WIRE DISC (.3080)D	129
2	-	C		1-354779-4	PIN, WIRE DISC (.3060)C	128
2	-	C		1-354779-0	PIN, WIRE DISC (.3040)B	127
2	-	C		9-354778-5	PIN, WIRE DISC (.2970)A	126
1	-	A		986950-1	WASHER, FLAT PRECISION	125
1	-	A		217238-1	GENERAL INSTRUCTION PACKAGE	124
1	-	-		4088039	EF APPL INST 408-8039	123
						122
						121
REF	-	A		1-21030-7	PIN, DOWEL (Ø.187x1.50)HSG	120
REF	-	A		1-21030-1	PIN, DOWEL (Ø.187x.50)LEVER	119
REF	-	A		21045-3	RING, RET "C" (Ø.187)FD PIN	118
REF	-	A		5-21028-1	PIN, STD SPRING (Ø.12)FD ADJ ROD	117
REF	-	A		21899-4	WASHER, FLAT (Ø5/16)SCR ADJ	116
						115
						114
						113
REF	-	A		21024-5	WASHER, LOCK (NO.10)FD ROD GDE	112
7	-	A		21024-4	WASHER, LOCK (NO.8)SHEAR BL	110
						109
2	-	A		21018-4	NUT, HEX (4-40)DRAG	108
REF	-	A		21018-5	NUT, HEX (6-32)FD ADJ PL	107
						106
2	-	A		21022-2	NUT, HEX SL (8-32)DRAG STUD	105
						104
						103
2	-	A		2-21006-6	SCR, SKT SET (4-40x.62)DRAG	102
1	-	A		21009-2	SCR, SKT SET (1/4-20x.25)RAM	101
2	-	A		21017-2	SCR, DRIVE (#2x.19)ID PLATE	100
1	-	A		1-21002-7	SCR, BHC (6-32x.38)CAM	99
1	-	B		461264-1	PLATE, IDENTIFICATION	98
REF	-	A		6-23715-5	SCR, PAN HD (6-32x1.50)FEED ADJ	97
						96
2	-	A		2-21002-2	SCR, BHC (8-32x.50)STRIPPER	95
REF	-	A		2-21002-9	SCR, BHC (10-32x.75)HSG CAP	94
1	-	A		22733-8	SCR, BHC (8-32x.38 LW)ANVIL	93
4	-	A		3-21002-3	SCR, BHC (1/4-20x.50)ST GD PL	92
REF	-	A		2-22733-8	SCR, BHC (1/4-20x.62)BASE PL	91
						90
						89
						88
2	-	A		2-21000-6	SCR, SHC (8-32x.38)SLUG BLADE	87
3	-	A		7-21000-4	SCR, SHC (8-32x.31)STRIP GUIDE	86
2	-	A		2-21000-8	SCR, SHC (8-32x.62)R STRIP GUIDE	85
REF	-	A		3-21000-7	SCR, SHC (10-32x.75)FEED ROD GDE	84
						83
REF	-	A		3-21000-6	SCR, SHC (10-32x.62)FEED ADJ PL	82
REF	-	A		3-21000-4	SCR, SHC (10-32x.38)PIVOT BLOCK	81
2	-	A		3-21002-0	SCR, BHC (10-32x.88)SHEAR PL	80
REF	-	A		455745-1	GUARD, WINDOW	79
						78
						77
						76
						75
1	-	A		690603-1	SPRING, ASSIST	74
1	-	A		23030-1	SCR, SKT CAP (6-32x.25)CP DSC	73
REF	-	A		458109-1	WASHER, FLAT (SPECIAL)	72
REF	-	A		690517-1	SPACER	71

QTY REQD PER ASSY	U/M	DWG SIZE	PART NO	DESCRIPTION	ITEM NO
-------------------	-----	----------	---------	-------------	---------

QTY REQD PER ASSY		PARTS LIST	
QTY	REF	PART NO	DESCRIPTION
1	-	A	690603-1 SPRING, ASSIST
1	-	A	23030-1 SCR, SKT CAP (6-32x.25)CP DSC
REF	-	A	458109-1 WASHER, FLAT (SPECIAL)
REF	-	A	690517-1 SPACER

-1		BENCH MODEL K	MECH POST FEED		
REF					
REF	-	A	22594-8	NUT, HEX	70
REF	-	B	240628-1	PLATE, ADJ	69
REF	-	B	240626-1	SHAFT, PIVOT	68
REF	-	B	240633-1	BUSHING	67
REF	-	A	455680-1	LEVER, INTERMEDIATE	66
REF	-	B	240629-1	BLOCK, PIVOT	65
REF	-	A	240632-2	SCR, ADJ	64
REF	-	B	240659-3	PIN, CAM ROLLER	63
REF	-	B	240658-1	CAM, ROLLER	62
REF	-	B	454398-1	ROD, FEED	61
					60
REF	-	C	454220-1	CAP, RAM	59
REF	-	D	453736-1	HOUSING	58
					57
					56
REF	-	B	240624-1	PIN, FEED FINGER	55
REF	-	B	691499-1	SPRING, FEED FINGER	54
REF	-	B	240635-1	FINGER, FEED	53
REF	-	B	240634-1	LEVER, TERMINAL	52
					51
					50
					49
1	-	B	690501-3	CAM, POST FEED 1 1/8 ST	48
					47
					46
1	-	A	690191-1	PLUG, NYLON	45
1	-	C	455674-1	RAM	44
1	-	A	690125-1	WASHER, LAMINATED	43
1	-	A	690124-1	WASHER, RAM	42
1	-	A	7-21002-9	BOLT, CRIMPER (5/16-24x1.00)	41
1	-	A	23241-6	BALL, STEEL	40
1	-	A	690170-1	SPRING, COMPRESSION	39
1	-	C	690142-1	DISC, INSULATION	38
1	-	D	354777-1	WIRE DISC, PLASTIC	37
1	-	A	22480-5	WASHER, SPRING	36
1	-	B	690212-1	POST, RAM	35
					34
					33
1	-	D	458980-1	APPLICATOR, BASIC (SUB ASSY)	32
					31
					30
					29
1	-	B	2-690451-4	SPACER, STRIPPER	28
1	-	A	240639-4	STRIPPER	27
REF	-	C	455676-1	PLATE, BASE	26
2	-	A	22354-8	DRAG, STUD	25
1	-	B	455678-1	PLATE, STRIP GUIDE	24
1	-	C	240825-8	PLATE, STRIP HOLD DOWN	23
2	-	A	4-22281-1	SPRING, DRAG	22
					21
1	-	A	454177-1	DRAG, STOCK	20
2	-	C	454204-1	GUIDE, STRIP (FRONT)	19
					18
REF	-	A	454178-1	GUIDE, FEED ROD	17
REF	-	A	4-22284-9	SPRING, FEED RETURN	16
					15
					14
					13
1	-	A	23846-1	SPRING, HOLD DOWN	12
1	-	B	240644-1	PLATE, REAR SHEAR	11
					10
1	-	B	690482-5	PLATE, FRONT SHEAR	9
1	-	D	459866-2	ANVIL	8
1	-	B	690474-5	BLADE, SLUG	7
1	-	D	3-455892-0	HOLD DOWN, TERMINAL	6
1	-	C	4-240641-0	SPACER, SLUG BLADE	5
1	-	B	238009-1	SPACER, BLOCK CRIMPER	4
1	-	C	1-456134-2	CRIMPER, INSULATION	3
1	-	B	455888-9	SPACER, CRIMPER	2
1	-	C	1-456406-0	CRIMPER, WIRE	1

QTY REQD PER ASSY	U/M	DWG SIZE	PART NO	DESCRIPTION	ITEM NO
-------------------	-----	----------	---------	-------------	---------

REVISION OF EACH ASSY NO (WHEN BLANK, USE DWG REVISION)

THIS DRAWING IS A CONTROLLED DOCUMENT.

THIS DRAWING IS UNCLASSIFIED  
 DATE 05-08-99 BY AMP INCORPORATED. ALL RIGHTS RESERVED.  
 AMP 1756 REV 3-92

LOC A  
DIST 66

DIMENSIONS IN INCHES. DO NOT SCALE PRINT. TOLERANCES UNLESS OTHERWISE SPECIFIED.

DR W.HOOVER APP 05FEB99 T.ELBIN  
 CHK 05FEB99 C.ERISMAN REL -

NAME END FEED HDM APPLICATOR MACHINE REF MINI APPL  
 SCALE 1 OF 1 SHEET REV G

REMOVE BURRS, BREAK SHARP EDGES R.015 MAX

CASE CODE 00779 CUSTOMER AND ASSEMBLY DRAWING

466010

D

C

B

A