

Network cable - NBC- 10,0-94B/FS SCO US - 1408746


Please be informed that the data shown in this PDF Document is generated from our Online Catalog. Please find the complete data in the user's documentation. Our General Terms of Use for Downloads are valid (<http://download.phoenixcontact.com>)



Network cable, Ethernet, 8-position, PUR halogen-free, water blue RAL 5021, shielded, Free cable end, on Socket Straight M12 SPEEDCON / IP67, Coding: A, Cable length: 10 m



Key commercial data

| | |
|----------------------|---|
| Packing unit | 1 PCE |
| GTIN |  4 046356 828604 |
| Custom tariff number | 85444210 |
| Country of origin | GERMANY |

Technical data

Dimensions

| | |
|-----------------|------|
| Length of cable | 10 m |
|-----------------|------|

Ambient conditions

| | |
|----------------------|------|
| Degree of protection | IP65 |
| | IP67 |

General data

| | |
|-----------------------|---------------------------------------|
| Rated current at 40°C | 2 A |
| Rated voltage | 30 V |
| Number of positions | 8 |
| Signal type/category | Ethernet CAT5 (IEC 11801:2002) |
| | Ethernet CAT5e (TIA 568B:2001) |
| Standards/regulations | M12 plug-in connector IEC 61076-2-101 |

Characteristics head 1

Network cable - NBC- 10,0-94B/FS SCO US - 1408746

Technical data

Characteristics head 1

| | |
|-------------|----------------|
| Head design | Free cable end |
|-------------|----------------|

Characteristics head 2

| | |
|-------------|-------------------------------------|
| Head design | Socket Straight M12 SPEEDCON / IP67 |
| Coding | A (Standard) |

Line characteristics

| | |
|---|--|
| Cable type | Ethernet |
| Cable type (abbreviation) | 94B |
| UL AWM style | 20963 (80 °C / 60 V) |
| Signal type/category | Ethernet CAT5 (IEC 11801:2002) |
| | Ethernet CAT5e (TIA 568B:2001) |
| Cable structure | 4x2xAWG26/7; SF/UTP |
| Conductor cross section | 4x 2x 0.14 mm ² |
| AWG signal line | 26 |
| Conductor structure signal line | 7x 0.16 mm |
| Core diameter including insulation | 0.98 mm |
| Thickness, insulation | 0.25 mm (signal line) |
| | 1 mm (Outer cable sheath) |
| Wire colors | white/blue-blue, white/orange-orange, white/green-green, white/brown-brown |
| Twisted pairs | 2 cores to the pair |
| Overall twist | 4 pairs |
| Shielding | Aluminum-coated foil, tinned copper braided shield |
| Optical shield covering | 70 % |
| External sheath, color | water blue RAL 5021 |
| External cable diameter D | 6.4 mm ± 0.2 mm |
| Smallest bending radius, fixed installation | 25.6 mm |
| Smallest bending radius, movable installation | 51.2 mm |
| Tensile strength short-term/long-term | ≤ 100 N |
| Cable weight | 47 kg/km |
| Outer sheath, material | PUR |
| Material conductor insulation | PE |
| Conductor material | Bare Cu litz wires |
| Insulation resistance | ≥ 500 MΩ*km (at 20 °C) |
| Conductor resistance | ≤ 290 Ω/km (at 20 °C) |
| Working capacitance | 48 nF (At 1 kHz) |
| Wave impedance | 100 Ω ± 5 Ω (At 100 MHz) |
| Signal runtime | 5.3 ns/m |

Network cable - NBC- 10,0-94B/FS SCO US - 1408746

Technical data

Line characteristics

| | |
|---|---|
| Coupling resistance | ≤ 100.00 mΩ/m (At 10 MHz) |
| Nominal voltage, cabel | ≤ 100 V (at 20 °C) |
| | 300 V (Outer cable sheath) |
| Test voltage Core/Core | 700 V (50 Hz, 1 min.) |
| Test voltage Core/Shield | 700 V (50 Hz, 1 min.) |
| Flame resistance | IEC 60332-1-2 |
| Halogen-free | According to IEC 60754-1 |
| Resistance to oil | in accordance with DIN EN 60811-2-1 |
| Ambient temperature (operation) | -40 °C ... 80 °C (cable, fixed installation) |
| | -20 °C ... 80 °C (cable, flexible installation) |
| Ambient temperature (installation) | -20 °C ... 80 °C |
| Ambient temperature (storage/transport) | -20 °C ... 80 °C |

Classifications

eCl@ss

| | |
|------------|----------|
| eCl@ss 4.0 | 27060306 |
| eCl@ss 4.1 | 27060306 |
| eCl@ss 5.0 | 27061801 |
| eCl@ss 5.1 | 27061801 |
| eCl@ss 6.0 | 27061801 |
| eCl@ss 7.0 | 27060308 |

ETIM

| | |
|----------|----------|
| ETIM 3.0 | EC001855 |
| ETIM 4.0 | EC002599 |
| ETIM 5.0 | EC002599 |

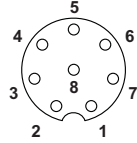
UNSPSC

| | |
|---------------|----------|
| UNSPSC 6.01 | 31251501 |
| UNSPSC 7.0901 | 31251501 |
| UNSPSC 11 | 31251501 |
| UNSPSC 12.01 | 31251501 |
| UNSPSC 13.2 | 31251501 |

Drawings

Network cable - NBC- 10,0-94B/FS SCO US - 1408746

Schematic diagram



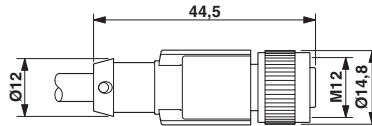
Pin assignment M12 socket, 8-pos., A-coded, view female side

Cable cross section



Ethernet [94B]

Dimensioned drawing



M12 x 1 socket, straight, shielded

Network cable - NBC- 10,0-94B/FS SCO US - 1408746

Circuit diagram

