

# Contact insert - HC-B16-I-TPT-M - 1423019

Please be informed that the data shown in this PDF Document is generated from our Online Catalog. Please find the complete data in the user's documentation. Our General Terms of Use for Downloads are valid (<http://phoenixcontact.com/download>)



Contact insert, number of positions: 16+PE, size: B16, number of connections per position: 2, Pin, Push-in connection, 500 V, 10 A, 0.25 mm<sup>2</sup> ... 1.5 mm<sup>2</sup>, application: Power

## Why buy this product

- For fast coding with plastic profile
- Significant time savings during conductor connection

## Key Commercial Data

Packing unit	1 STK
GTIN	
GTIN	4055626322728

## Technical data

### General

Note	For HEAVYCON housing B16 and B32
Connection method	Push-in connection
Number of connections per position	2
Degree of pollution	3
Overvoltage category	III
Number of positions	16+PE
Insertion/withdrawal cycles	≥ 500
Size	B16
Contact numbering	1 - 16
Conductor cross section	0.25 mm <sup>2</sup> ... 1.5 mm <sup>2</sup> (with ferrule)
Connection cross section AWG	26 ... 16 (with ferrule)
Stripping length of the individual wire	8 mm ±1 mm
Assembly instructions	Coding also using the CP-HC (1686478) coding profiles. HC-B6../ HC-B10..for two coding profiles. HC-B16../ HC-B24..for four coding profiles.

# Contact insert - HC-B16-I-TPT-M - 1423019

## Technical data

### General

Connection	Connectors may only be actuated when there is no load/voltage.
------------	--

### Ambient conditions

Ambient temperature (operation)	-40 °C ... 125 °C
---------------------------------	-------------------

### Material data

Contact material	Copper alloy
Contact surface material	Ag
Contact carrier material	PC

### Electrical characteristics

Rated voltage (III/3)	500 V
Rated surge voltage	6 kV
Rated current	10 A

### Standards and Regulations

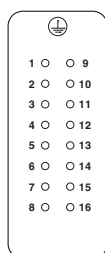
Constructional and testing regulations	DIN EN 61984
	DIN EN 60664
	IEC 60352
Flammability rating according to UL 94	V0

### Environmental Product Compliance

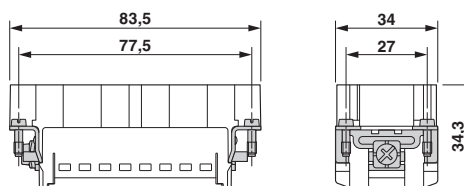
China RoHS	Environmentally Friendly Use Period = 50
	For details about hazardous substances go to tab "Downloads", Category "Manufacturer's declaration"

## Drawings

Schematic diagram



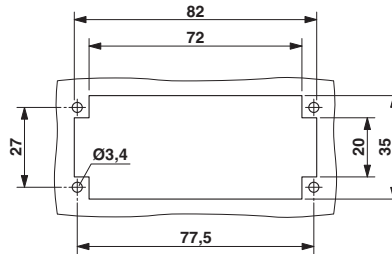
Dimensional drawing



Connector pin assignment, connection side

# Contact insert - HC-B16-I-TPT-M - 1423019

Dimensional drawing



Mounting cutout when used without housing

## Approvals

### Approvals

#### Approvals

EAC / CSA / UL Recognized

#### Ex Approvals

### Approval details

EAC		EAC-Zulassung
-----	--	---------------

CSA		<a href="http://www.csagroup.org/services-industries/product-listing/">http://www.csagroup.org/services-industries/product-listing/</a>	13631
Nominal voltage UN		600 V	
Nominal current IN		11 A	
mm <sup>2</sup> /AWG/kcmil		16	

UL Recognized		<a href="http://database.ul.com/cgi-bin/XYV/template/LISEXT/1FRAME/index.htm">http://database.ul.com/cgi-bin/XYV/template/LISEXT/1FRAME/index.htm</a>	E118976
Nominal voltage UN		600 V	
Nominal current IN		14 A	
mm <sup>2</sup> /AWG/kcmil		16	

Phoenix Contact 2018 © - all rights reserved  
<http://www.phoenixcontact.com>

PHOENIX CONTACT GmbH & Co. KG  
Flachmarktstr. 8  
32825 Blomberg  
Germany  
Tel. +49 5235 300  
Fax +49 5235 3 41200  
<http://www.phoenixcontact.com>