

## SUMMARY

### # Wires

Low	10
High	0
Coax	0
Triax	0
Quad	0
Fiber	0
Fluidic	0

*Image is for illustrative purpose only*

### Download

[Request a quote](#)

[Catalog](#)

Series	3B
Termination type	Male crimp
IP rating	50
Cable Ø	0.00 - 0.00 mm
Matching parts	EGG.3B.310.CYM
Status	
Alternative part	

## TECHNICAL DETAILS

### Mechanics

Shell Style/Model	FW*: Fixed plug, nut fixing
Keying	1 key (alpha=0, plug: male contacts, receptacle: female contacts)
Housing Material	Brass (chrome plated) shell and collet nut, nickel plated brass latch sleeve and mid pieces
Cable Fixing	∅ 0 - 0 mm
Variant	

### Performance

Configuration	3B.310 : 10 Low Voltage
Insulator	Y: PEEK for crimp contacts
Rated Current	12 Amps

### Specifications

Contact Type:	Crimp
Max. Matings:	5000
Contact Retention:	40 N
Contact Dia.:	1.3 mm (0.051in)
Bucket Dia.:	1.4 mm (0.055in)
Min. Conductor:	0.5 mm <sup>2</sup> (AWG 20)

Max. Conductor: 1 mm<sup>2</sup> (AWG 18)  
R (max): 3.6 mOhm  
Vtest (contact-shell): 1800 V (AC), 2550 V (DC)  
Vtest (contact-contact): 1500 V (AC), 2120 V (DC)


## Others

Temp (min / max): -55° C / +250° C  
Humidity (max): <=95% [at 60 deg C /140 F]  
Vibration: 15 g [10 Hz - 2000 Hz]  
Shock Resistance: 100 g [ 6 ms]  
Salt Spray Corrosion: >1000 hr  
Climatical Category: 50/175/21  
Shielding (min): 75 dB (10 MHz)  
Shielding (min): 40 dB (1 GHz)  
IP Rating: 50

---

## DRAWINGS

### Draws



### Dimensions

	A	B	E	L	M	N	S1	S2	e
mm.	25	25	4.2	32.1	23	31.5	16.5	22	M18x1.0
in.	0,98	0,98	0,17	1,26	0,91	1,24	0,65	0,87	

---


















## RECOMMENDED BY LEMO

### Tools

Crimp Tool: DPC.91.701.V  
Crimp settings: AWG/Selector = 18-20/8-7

Positionner: DCE.91.133.BVC  
 Extractor: DCF.92.131.3LT  
 Replacement contact: FGG.3B.565.ZZC

## Cables

CMN.10.T20.080PGCE	PVC	GREY	
CMN.10.T20.080PGZE		Grey	
CMN.10.T20.080PNCE	PVC	Black	
CMN.10.T20.080PNZE			
CMN.10.T20.080QGC	TPR	Grey	
CMN.10.T22.068PGCE	PVC	GREY	
CMN.10.T22.068PGZE		Grey	
CMN.10.T22.068PNCE	PVC	Black	
CMN.10.T22.068PNZE			
CMN.10.T22.068QGC			
CMN.10.T22.068QGZE	TPR (medical)	Grey	
CMN.10.T28.052PGCE	PVC	GREY	
CMN.10.T28.052PGZE		Grey	
CMN.10.T28.052PNCE	PVC	Black	
CMN.10.T28.052PNZE			
CMN.10.T28.053QGZE	TPR (medical)	Grey	
110 220	PVC	Black	
110 240	PTFE	White	
110 260	PTFE	White	
110 280	PVC	Black	
210 140	PVC	Grey	
210 200	PVC	Black	
210 240	PVC	Black	
210 250	PVC	Grey	
210 260	PVC	Black	