

## Base strip - DFK-PC 4/ 8-G-7,62-FS4,8 - 1861219

Please be informed that the data shown in this PDF Document is generated from our Online Catalog. Please find the complete data in the user's documentation. Our General Terms of Use for Downloads are valid (<http://download.phoenixcontact.com>)



Plug component, Nominal current: 15 A, Rated voltage (III/2): 400 V, Number of positions: 8, Pitch: 7.62 mm, Connection method: Solder/Slip-on connection, Color: green, Contact surface: Tin, Assembly: Direct mounting


The figure shows a 5-pos. version of the product

### Product Features

- Can be plugged into PC 4 and PC 5 plugs
- Slip-on plug-in connection on the inside of the device (solder connection available on request)
- Lateral mounting flanges (for screw set see accessories)
- Feed-through plug-in connectors for a panel thickness of 1 to 5 mm



### Key commercial data

Packing unit	1 PCE
Minimum order quantity	50 PCE
GTIN	 4 017918 125738
Custom tariff number	85366990
Country of origin	POLAND

### Technical data

#### Dimensions / positions

Pitch	7.62 mm
Dimension a	53.34 mm
Number of positions	8

#### Technical data

Range of articles	DFK-PC 4/..-G -FS4,8
Insulating material group	I

## Base strip - DFK-PC 4/ 8-G-7,62-FS4,8 - 1861219

### Technical data

#### Technical data

Rated surge voltage (III/3)	6 kV
Rated surge voltage (III/2)	6 kV
Rated surge voltage (II/2)	6 kV
Rated voltage (III/2)	400 V
Rated voltage (II/2)	800 V
Connection in acc. with standard	EN-VDE
Nominal current I <sub>N</sub>	15 A
Nominal voltage U <sub>N</sub>	400 V
Nominal cross section	4 mm <sup>2</sup>
Maximum load current	15 A
Insulating material	PA
Inflammability class according to UL 94	V2
Nominal voltage, UL/CUL Use Group B	300 V
Nominal current, UL/CUL Use Group B	20 A
Nominal voltage, UL/CUL Use Group C	300 V
Nominal current, UL/CUL Use Group C	20 A

#### Connection data

Conductor cross section solid min.	0.2 mm <sup>2</sup>
Conductor cross section solid max.	4 mm <sup>2</sup>
Conductor cross section stranded min.	0.2 mm <sup>2</sup>
Conductor cross section stranded max.	4 mm <sup>2</sup>
Conductor cross section AWG/kcmil min.	24
Conductor cross section AWG/kcmil max	10

### Classifications

#### ETIM

ETIM 3.0	EC001283
ETIM 4.0	EC001283
ETIM 5.0	EC001283

#### UNSPSC

UNSPSC 11	39121409
UNSPSC 12.01	39121409
UNSPSC 13.2	39121409
UNSPSC 6.01	30211810
UNSPSC 7.0901	39121409

# Base strip - DFK-PC 4/ 8-G-7,62-FS4,8 - 1861219

## Classifications

eCl@ss

eCl@ss 4.0	272607xx
eCl@ss 4.1	27260701
eCl@ss 5.0	27260701
eCl@ss 5.1	27141190
eCl@ss 6.0	27260704
eCl@ss 7.0	27440402

## Approvals

### Approvals

---

Approvals

CSA / UL Recognized / cUL Recognized / GOST / GOST / cULus Recognized

---


Ex Approvals


---

Approvals submitted

---

### Approval details

CSA 		
	B	C
Nominal current I <sub>N</sub>	20 A	20 A
Nominal voltage U <sub>N</sub>	300 V	300 V

UL Recognized 			
		B	C
Nominal current I <sub>N</sub>	20 A	20 A	
Nominal voltage U <sub>N</sub>	300 V	300 V	

# Base strip - DFK-PC 4/ 8-G-7,62-FS4,8 - 1861219

## Approvals

cUL Recognized			
		B	C
Nominal current I <sub>N</sub>	20 A	20 A	
Nominal voltage U <sub>N</sub>	300 V	300 V	

GOST			
------	--	--	--

GOST			
------	--	--	--

cULus Recognized			
------------------	--	--	--

## Accessories

### Accessories

### Assembly

Screw set - DFK-MSTB-SS - 0708263



Screw set, for securing the header to the device wall, consists of an M3 x 10 screw, with a spring washer and a nut

## Marking

Marker cards - SK 7,62/3,8:FORTL.ZAHLEN - 0804549



Marker cards, Card, white, labeled, Horizontal: Consecutive numbers 1 - 10, 11 - 20, etc. up to 91 - 100, Mounting type: Adhesive, For terminal block width: 7.62 mm

## Base strip - DFK-PC 4/ 8-G-7,62-FS4,8 - 1861219

### Accessories

#### Plug/Adapter

Coding profile - CP-HCC 4 - 1600027



Coding profile, Color: red

---

### Tools

Phillips-screwdriver - SZS 0,6X3,5 - 1205053



Actuation tool, for ST terminal blocks, insulated, also suitable for use as a bladed screwdriver, size: 0.6 x 3.5 x 100 mm, 2-component grip, with non-slip grip

---

### Additional products

Printed-circuit board connector - PC 4/ 8-ST-7,62 - 1804962



Plug component, Nominal current: 20 A, Rated voltage (III/2): 630 V, Number of positions: 8, Pitch: 7.62 mm, Connection method: Screw connection, Color: green, Contact surface: Tin

---

Printed-circuit board connector - PCC 4/ 8-ST-7,62 - 1840133



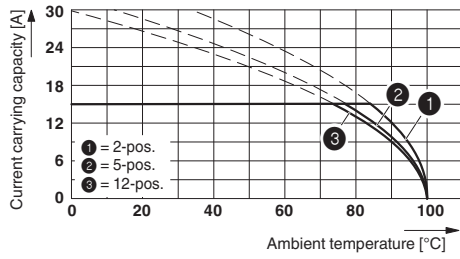
Plug component, Nominal current: 20 A, Rated voltage (III/2): 1000 V, Number of positions: 8, Pitch: 7.62 mm, Connection method: Crimp connection, Color: green, Corresponding female crimp contacts with current [A] and conductor cross section range [mm<sup>2</sup>] data: 13,5A/STG-MTN 0,5-1,0 (3190438); 13,5A/STG-MTN 0,5-1,0 BA (3190629); 20A/STG-MTN 1,5-2,5 (3190506); 20A/STG-MTN 1,5-2,5 BA (3190632). BA = Taped contacts

---

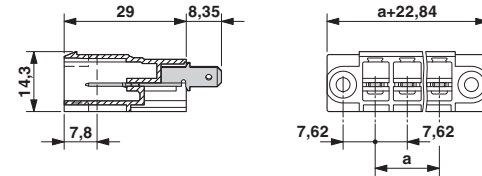
### Drawings

# Base strip - DFK-PC 4/ 8-G-7,62-FS4,8 - 1861219

Diagram



Dimensioned drawing



Derating curve for: PC 4/...-ST-7,62 with DFK-PC 4/...-G-7,62-FS4,8

Dimensioned drawing

