


## WINNIE-S

~20° spot beam. Holder with 35 mm screw hole distance according to Zhaga standard. Compatible with Bender Wirth 4xx Typ L5 connector.

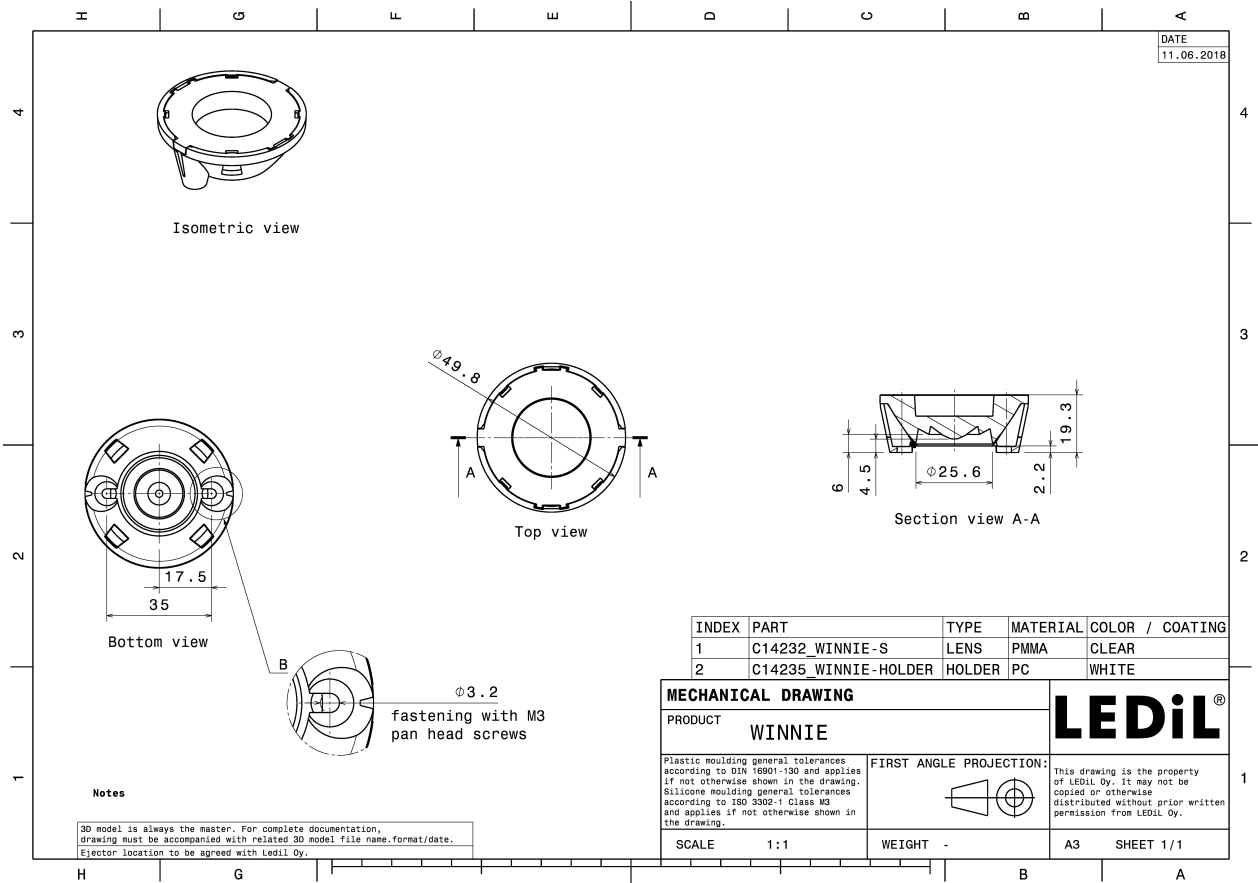
### TECHNICAL SPECIFICATIONS:

Dimensions	Ø 49.8 mm
Height	19.3 mm
Fastening	screw
Colour	white
Box size	
Box weight	0 kg
Quantity in Box	364 pcs
ROHS compliant	yes ⓘ


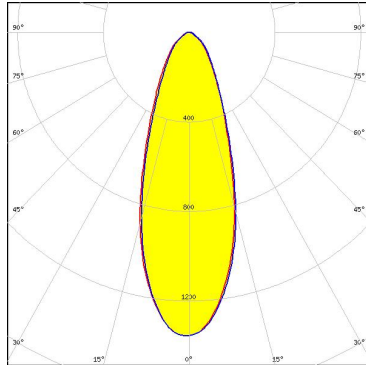

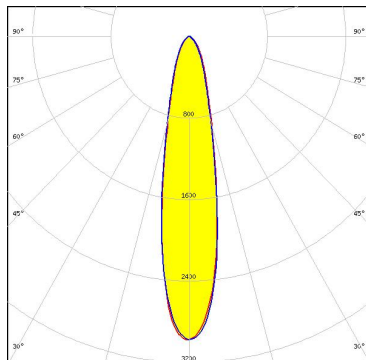

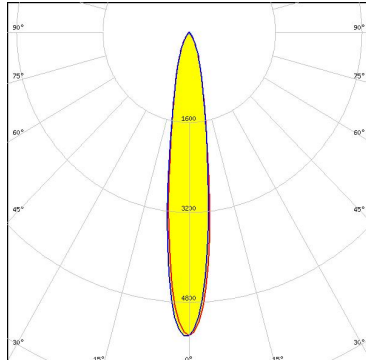

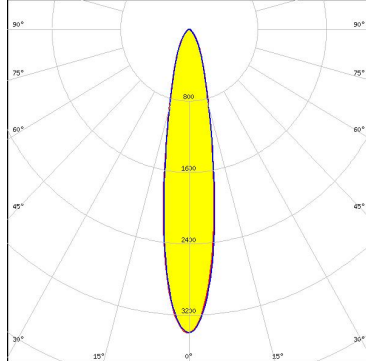


### MATERIAL SPECIFICATIONS:

Component	Type	Material	Colour
WINNIE-S	Lens	PMMA	clear
WINNIE-HOLDER	Holder	PC	white



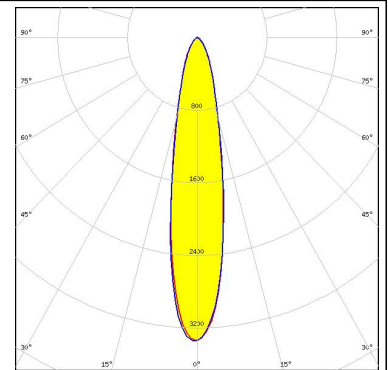

#### PHOTOMETRIC DATA (MEASURED):

<p>bridgelux.</p> <p>LED V18 Gen6</p> <p>FWHM 36.0°</p> <p>Efficiency 88 %</p> <p>Peak intensity 1.360 cd/lm</p> <p>Required components:</p>		
<p>bridgelux.</p> <p>LED VERO10</p> <p>FWHM 21.0°</p> <p>Efficiency 89 %</p> <p>Peak intensity 3.000 cd/lm</p> <p>Required components:</p>		
<p><b>CITIZEN</b></p> <p>LED CLL01x</p> <p>FWHM 16.0°</p> <p>Efficiency 87 %</p> <p>Peak intensity 5.400 cd/lm</p> <p>Required components:</p>		
<p><b>CITIZEN</b></p> <p>LED CLL02x/CLU02x (LES10)</p> <p>FWHM 20.0°</p> <p>Efficiency 88 %</p> <p>Peak intensity 3.400 cd/lm</p> <p>Required components: Bender Wirth: 434 Typ L5</p>		

### PHOTOMETRIC DATA (MEASURED):

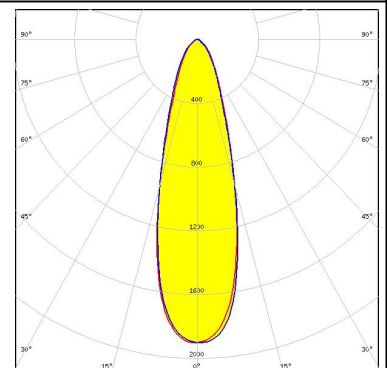

#### CITIZEN

LED CLL02x/CLU02x (LES10)  
FWHM 21.0°  
Efficiency 87 %  
Peak intensity 3.340 cd/lm  
Required components:



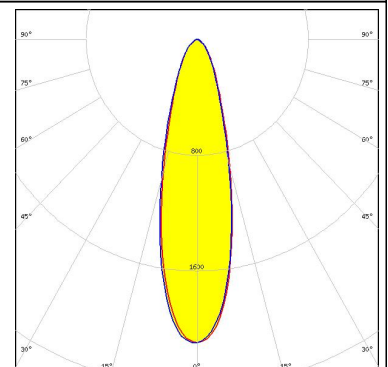

#### CITIZEN

LED CLL03x/CLU03x  
FWHM 30.0°  
Efficiency 88 %  
Peak intensity 1.900 cd/lm  
Required components:  
Bender Wirth: 433 Typ L5



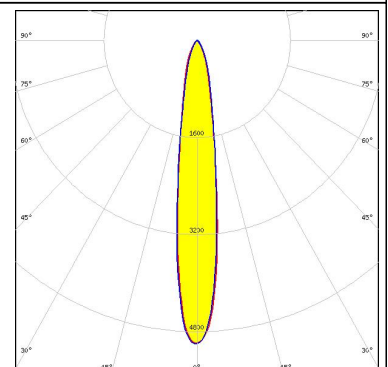
#### CITIZEN

LED CLL03x/CLU03x  
FWHM 28.0°  
Efficiency 87 %  
Peak intensity 2.100 cd/lm  
Required components:



#### CITIZEN

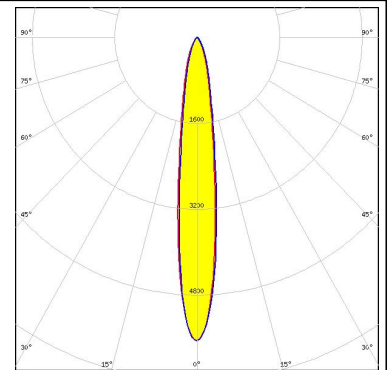
LED CLU700/701  
FWHM 15.0°  
Efficiency 89 %  
Peak intensity 5.000 cd/lm  
Required components:



**PHOTOMETRIC DATA (MEASURED):**

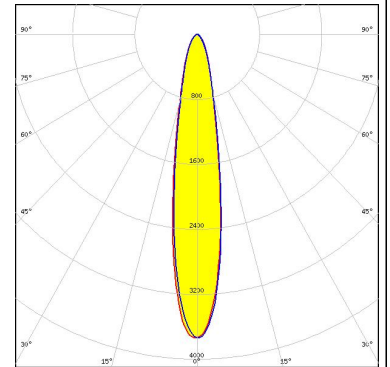

**CITIZEN**

LED CLU700/701  
FWHM 15.0°  
Efficiency 90 %  
Peak intensity 5.700 cd/lm  
Required components:  
Bender Wirth: 434 Typ L5



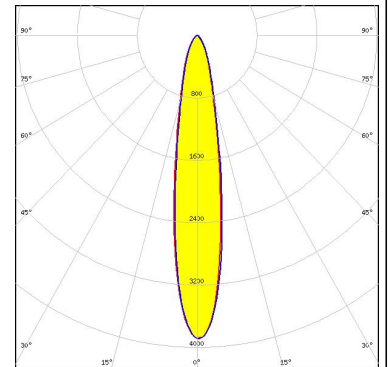

**CITIZEN**

LED CLU710/711  
FWHM 18.0°  
Efficiency 90 %  
Peak intensity 3.700 cd/lm  
Required components:



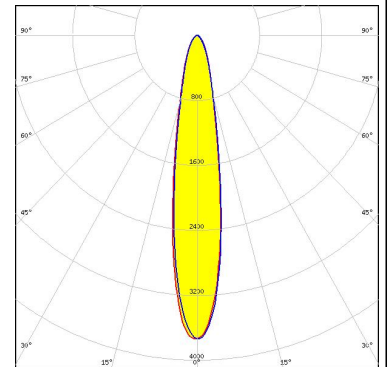

**CITIZEN**

LED CLU710/711  
FWHM 18.0°  
Efficiency 88 %  
Peak intensity 3.900 cd/lm  
Required components:  
Bender Wirth: 470 Typ L5



**CITIZEN**

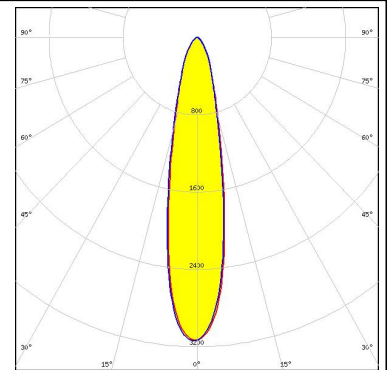

LED CLU710/711  
FWHM 18.0°  
Efficiency 90 %  
Peak intensity 3.700 cd/lm  
Required components:



#### PHOTOMETRIC DATA (MEASURED):

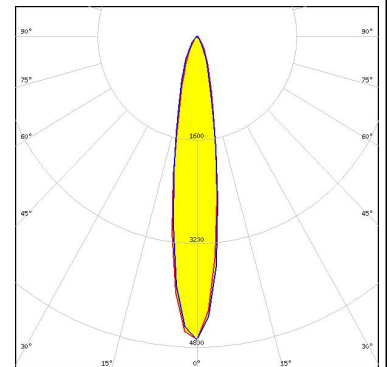

#### CITIZEN

LED            CLU720/721  
 FWHM        22.0°  
 Efficiency     93 %  
 Peak intensity 3.100 cd/lm  
 Required components:  
   Bender Wirth: 433 Typ L5



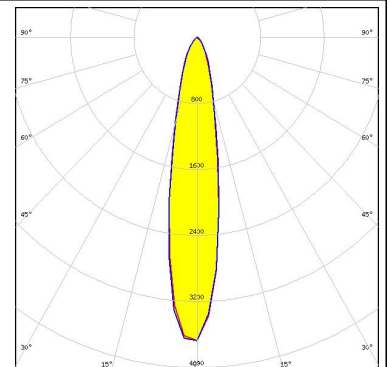

#### CREE

LED            CXA/B 13xx  
 FWHM        18.0°  
 Efficiency     89 %  
 Peak intensity 4.690 cd/lm  
 Required components:



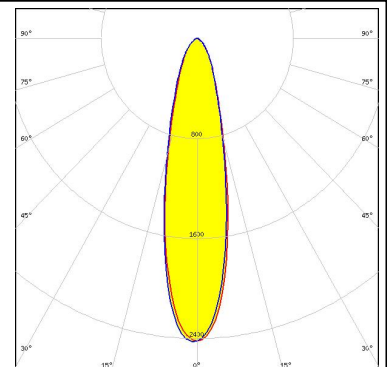

#### CREE

LED            CXA/B 15xx  
 FWHM        20.0°  
 Efficiency     87 %  
 Peak intensity 3.680 cd/lm  
 Required components:




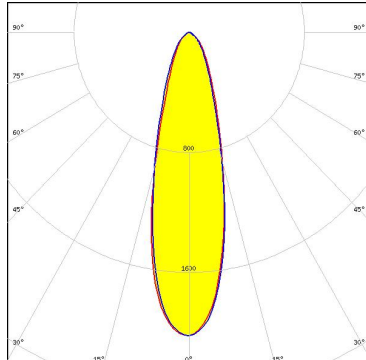

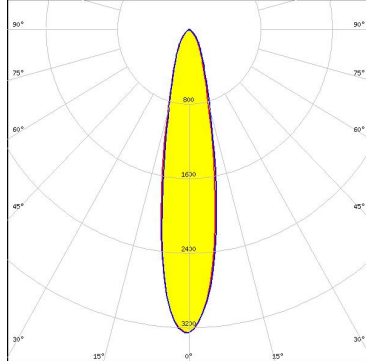


#### CREE



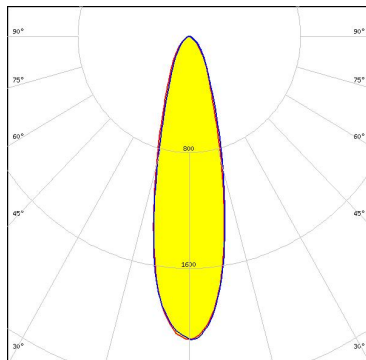

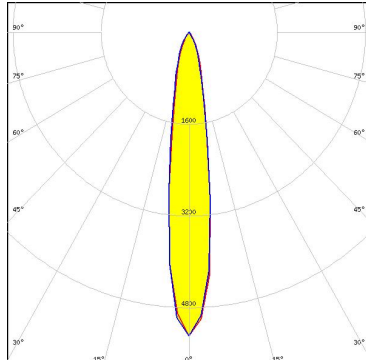

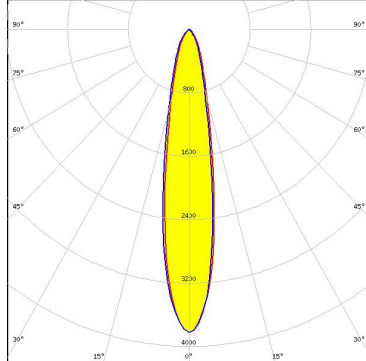
LED            CXA/B 1816 & CXA/B 1820 & CXA 1850  
 FWHM        25.0°  
 Efficiency     86 %  
 Peak intensity 2.420 cd/lm  
 Required components:



**PHOTOMETRIC DATA (MEASURED):**

<p><b>LUMILEDS</b></p> <p>LED LUXEON CoB 1202/1203</p> <p>FWHM 20.0°</p> <p>Efficiency 87 %</p> <p>Peak intensity 3.730 cd/lm</p> <p>Required components:</p>		
<p><b>LUMILEDS</b></p> <p>LED LUXEON CoB 1202s</p> <p>FWHM 15.0°</p> <p>Efficiency 89 %</p> <p>Peak intensity 5.760 cd/lm</p> <p>Required components:</p>		
<p><b>LUMINUS</b></p> <p>LED CXM-14</p> <p>FWHM 29.0°</p> <p>Efficiency 86 %</p> <p>Peak intensity 2.000 cd/lm</p> <p>Required components:</p>		
<p><b>LUMINUS</b></p> <p>LED CXM-9</p> <p>FWHM 22.0°</p> <p>Efficiency 87 %</p> <p>Peak intensity 3.300 cd/lm</p> <p>Required components:</p>		

**PHOTOMETRIC DATA (MEASURED):**

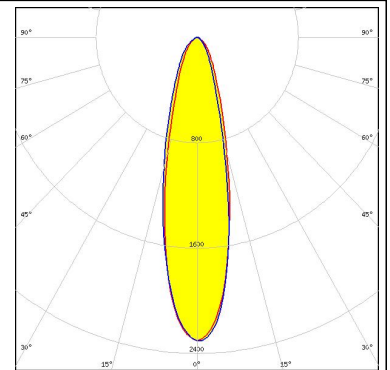
<p><b>OSRAM</b> Opto Semiconductors</p> <p>LED Duris S10 FWHM 18.0° Efficiency 88 % Peak intensity 4.000 cd/lm Required components:</p>		
<p><b>OSRAM</b> Opto Semiconductors</p> <p>LED Soleriq P13 FWHM 27.0° Efficiency 87 % Peak intensity 2.090 cd/lm Required components:</p>		
<p><b>OSRAM</b> Opto Semiconductors</p> <p>LED Soleriq P6 FWHM 17.0° Efficiency 88 % Peak intensity 5.300 cd/lm Required components:</p>		
<p><b>OSRAM</b> Opto Semiconductors</p> <p>LED Soleriq P9 FWHM 20.0° Efficiency 89 % Peak intensity 3.800 cd/lm Required components:</p>		



#### PHOTOMETRIC DATA (MEASURED):

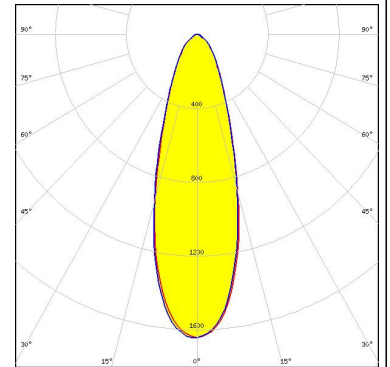

**OSRAM**  
Opto Semiconductors

LED Soleriq S13  
FWHM 26.0°  
Efficiency 88 %  
Peak intensity 2.300 cd/lm  
Required components:



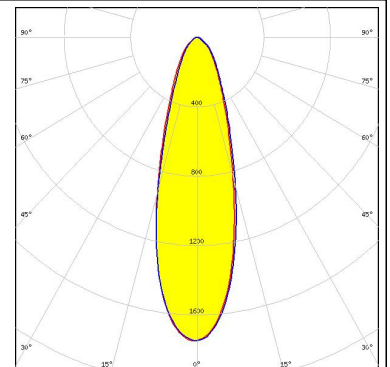

**OSRAM**  
Opto Semiconductors

LED Soleriq S19  
FWHM 33.0°  
Efficiency 88 %  
Peak intensity 1.600 cd/lm  
Required components:



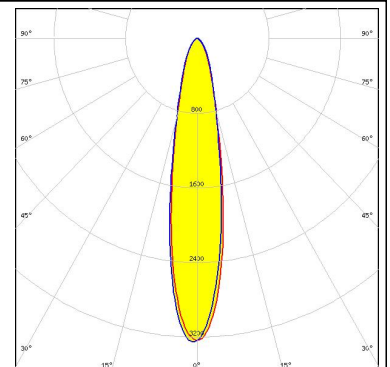
**SAMSUNG**

LED COB D Series LES 14.5 mm  
FWHM 30.0°  
Efficiency 86 %  
Peak intensity 1.750 cd/lm  
Required components:


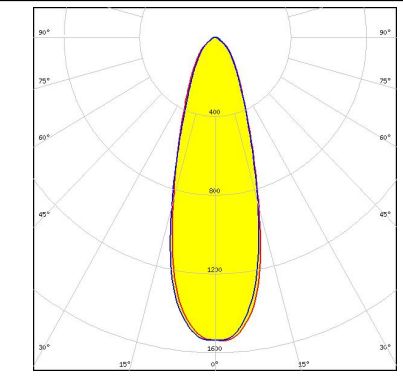

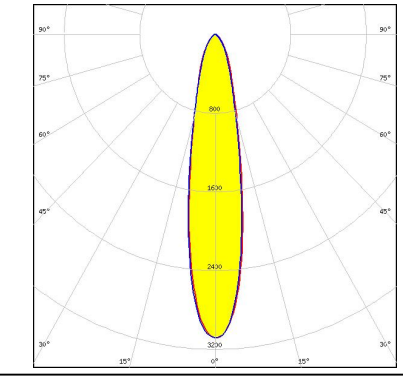

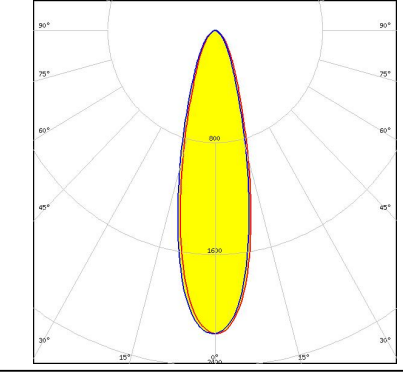

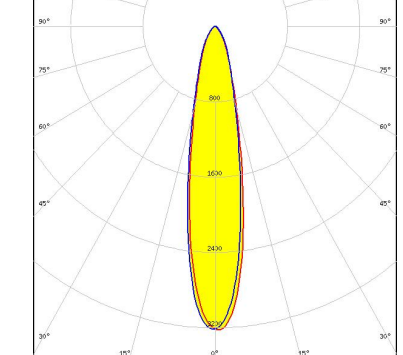


**SAMSUNG**

LED COB D Series LES 9.8 mm  
FWHM 20.0°  
Efficiency 87 %  
Peak intensity 3.300 cd/lm  
Required components:



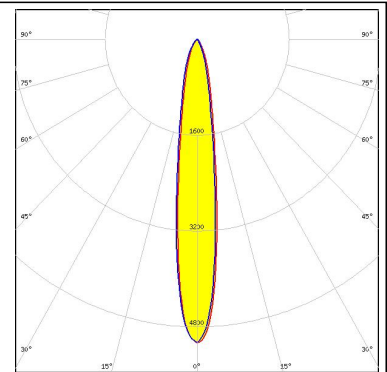
#### PHOTOMETRIC DATA (MEASURED):

<p><b>SEOL</b> SEOUL SEMICONDUCTOR</p> <p>LED MJT COB LES 14.5 FWHM 33.0° Efficiency 86 % Peak intensity 1.500 cd/lm Required components: Bender Wirth: 433 Typ L5</p>		
<p><b>SEOL</b> SEOUL SEMICONDUCTOR</p> <p>LED MJT COB LES 9.8 FWHM 21.0° Efficiency 89 % Peak intensity 3.100 cd/lm Required components: Bender Wirth: 434 Typ L5</p>		
<p><b>SEOL</b> SEOUL SEMICONDUCTOR</p> <p>LED ZC12/18 FWHM 27.0° Efficiency 88 % Peak intensity 2.200 cd/lm Required components: Bender Wirth: 433 Typ L5</p>		
<p><b>TRIDONIC</b></p> <p>LED SLE G5 LES11 FWHM 21.0° Efficiency 87 % Peak intensity 3.200 cd/lm Required components:</p>		

#### PHOTOMETRIC DATA (MEASURED):

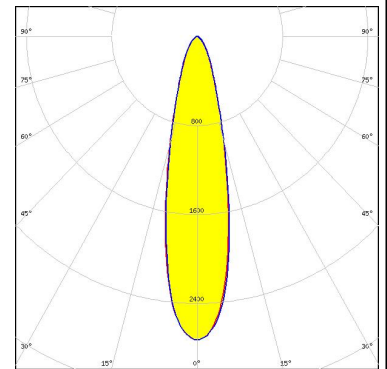

#### TRIDONIC

LED SLE G5 LES6  
 FWHM 15.0°  
 Efficiency 87 %  
 Peak intensity 5.100 cd/lm  
 Required components:



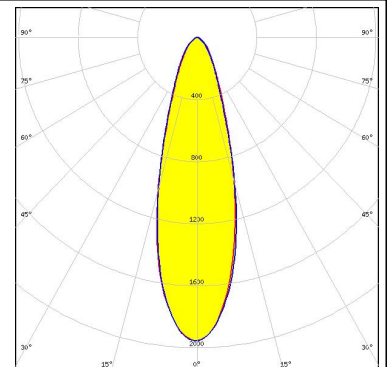

#### V5 LIGHTING SOLUTIONS

LED DMC 124 / 125  
 FWHM 24.0°  
 Efficiency 89 %  
 Peak intensity 2.700 cd/lm  
 Required components:  
 Bender Wirth: 433 Typ L5



#### V5 LIGHTING SOLUTIONS

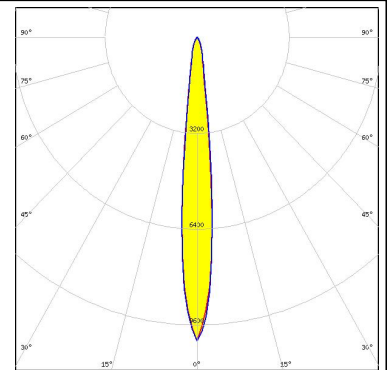
LED DMC 128  
 FWHM 30.0°  
 Efficiency 88 %  
 Peak intensity 2.000 cd/lm  
 Required components:  
 Bender Wirth: 433 Typ L5



### PHOTOMETRIC DATA (SIMULATED):



LED CXA/B 13xx  
FWHM 12.0°  
Efficiency 88 %  
Peak intensity 10.100 cd/lm  
Required components:  
Bender Wirth: 448 Typ L5



LED LUXEON CoB Compact  
FWHM 15.0°  
Efficiency 89 %  
Peak intensity 5.760 cd/lm  
Required components:



LED CXM-14  
FWHM 30.0°  
Efficiency 88 %  
Peak intensity 1.900 cd/lm  
Required components:  
Bender Wirth: 433 Typ L5

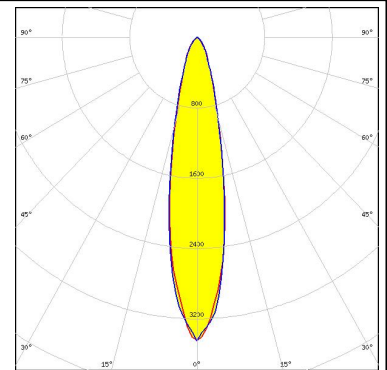


LED CXM-9  
FWHM 20.0°  
Efficiency 88 %  
Peak intensity 3.400 cd/lm  
Required components:  
Bender Wirth: 434 Typ L5

#### PHOTOMETRIC DATA (SIMULATED):

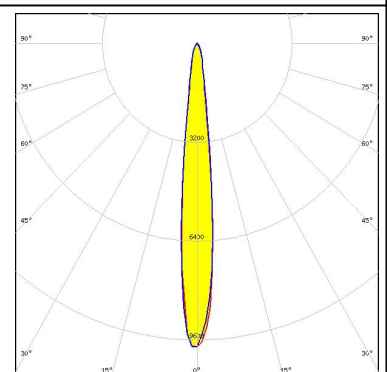
**OSRAM**  
Opto Semiconductors

LED Soleriq S9  
 FWHM 22.0°  
 Efficiency 89 %  
 Peak intensity 3.500 cd/lm  
 Required components:



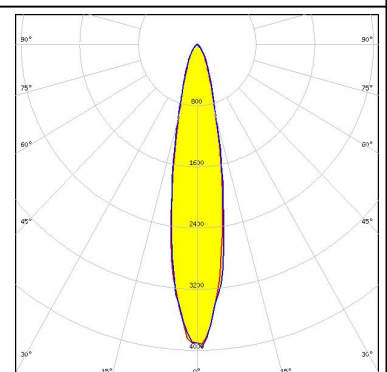
**SAMSUNG**

LED LC010C  
 FWHM 12.0°  
 Efficiency 88 %  
 Peak intensity 10.100 cd/lm  
 Required components:  
 Bender Wirth: 479 Typ L5



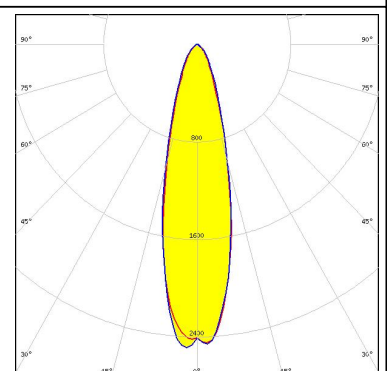
**SAMSUNG**

LED LC020C  
 FWHM 20.0°  
 Efficiency 89 %  
 Peak intensity 4.000 cd/lm  
 Required components:  
 Bender Wirth: 479 Typ L5


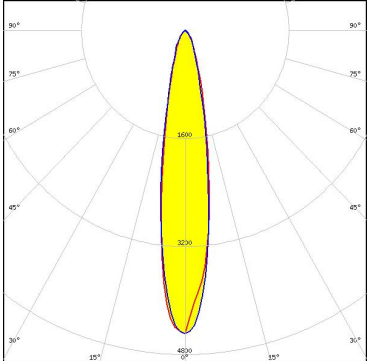
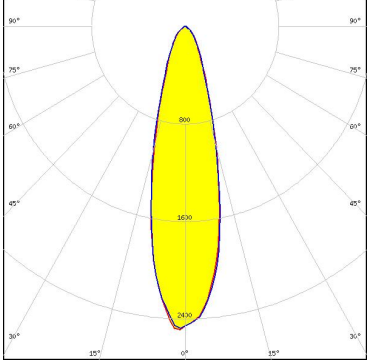
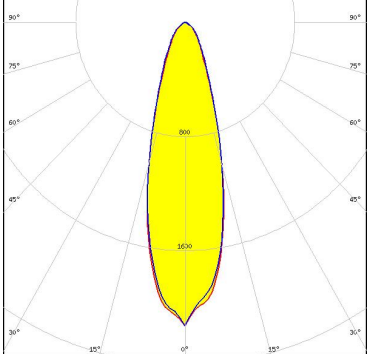


**SAMSUNG**

LED LC040C  
 FWHM 26.0°  
 Efficiency 87 %  
 Peak intensity 2.500 cd/lm  
 Required components:  
 Bender Wirth: 479 Typ L5



### PHOTOMETRIC DATA (SIMULATED):

 SEOUL SEMICONDUCTOR	LED ZC4/6 FWHM 20.0° Efficiency 88 % Peak intensity 3.400 cd/lm Required components: Bender Wirth: 434 Typ L5	
<b>TRIDONIC</b>	LED SLE G6 LES10 FWHM 19.0° Efficiency 94 % Peak intensity 4.610 cd/lm Required components: Bender Wirth: 434 Typ L5	
<b>TRIDONIC</b>	LED SLE G6 LES15 FWHM 26.0° Efficiency 91 % Peak intensity 2.500 cd/lm Required components: Bender Wirth: 433 Typ L5	
<b>TRIDONIC</b>	LED SLE G6 LES17 FWHM 29.0° Efficiency 92 % Peak intensity 2.140 cd/lm Required components: Bender Wirth: 433 Typ L5	

### GENERAL INFORMATION:

NOTE: The typical beam angle will be changed by different color, chip size and chip position tolerance. The typical total beam angle is the full angle measured where the luminous intensity is half of the peak value.

Due to use of high power COB's with this product, special attention to proper thermal design is highly recommended. LEDiL has no liability for direct, indirect or consecutive damages arising from the LEDiL products being used outside of the recommended temperature range.

### MATERIALS:

As part of our continuous research and improvement processes, and to ensure the best possible quality and availability of our products, LEDiL reserves the right to change material grades without notice.

### PRODUCT DATA USER AGREEMENT AND DISCLAIMER:

The measured data in the provided downloadable LEDiL Product Datasheets and Mechanical 2D-Drawings is rounded and provided as reference for planning. LEDiL Oy's optical specifications have been verified by conducting performance testing of the products in accordance with the company's quality system. The reported data are averaged results of multiple measurements with typical variation. LEDiL Oy reserves the right to without prior notification make changes and improvements to its products.

LEDiL Oy assumes neither warranty, nor guarantee nor any other liability of any kind for the contents and correctness of the provided data. The provided data has been generated with highest diligence but the provided data may in reality not represent the complete possible variation range of all intrinsic parameters. Therefore, in certain cases a deviation from the provided data could occur.

LEDiL Oy reserves the right to undertake technical changes of its products without further notification which could lead to changes in the provided data. LEDiL Oy assumes no liability of any kind for the possible deviation from any provided data or any other damage resulting from the usage of the provided data.

The user agrees to this disclaimer and user agreement with the download or usage of the provided files.

#### LEDiL Oy

Joensuunkatu 13  
FI-24240 SALO  
Finland

#### LEDiL Inc.

228 West Page Street  
Suite D  
Sycamore IL 60178  
USA

#### Local sales and technical support

[www.ledil.com/  
where\\_to\\_buy](http://www.ledil.com/where_to_buy)

#### Shipping locations

Salo, Finland  
Hong Kong, China

#### Distribution Partners

[www.ledil.com/  
where\\_to\\_buy](http://www.ledil.com/where_to_buy)